

## 300 PRO tuneWHITE™

36W TUNABLE WHITE  
LED MODULE



- Feather weight construction, ~760 grams
- Class 2 LED module with external LED driver
- >80 lm/W module
- Colour rendering index, ProART Ra~95
- 3 steps MacAdam ellipse binning
- ATePS™ smart thermal dimming to protect LED lifetime\*
- ComfyEYE aspect provides high quality uniform and comfort light with low stroboscopic optical flicker less than 5%\*\*
- X-BEAM converging optical lens maximises luminaire light output ratio
- IP40



The information above is at nominal values accuracy of +/-7%.

\* ATePS™ Automated Thermal Protection System is the trademark of ELR

\*\* Optical flicker percentage is measured at maximum output. ComfyEYE for NEST is only available with R45 all-in-one LED driver (PH, AN, DA) and 36W COB LED Chipsets

tuneWHITE™ is recommended to pair with Soft Lens for better colour mixing effect.

### APPLICATION

- Hotel and galleries
- Offices
- Retail, fashion stores and showroom
- Residential

### TECHNOLOGY BENEFITS

- Superior light rendering quality offering balanced white with embedded green and red tone
- Excellent cost savings and quicker ROI
- Quick installation, no costly modification required
- Low maintenance
- Comfort, safety and no glass

### AVAILABLE OPTIONS

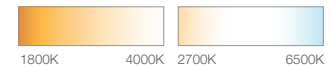
#### DRIVER



(DA)

DALI PART  
209

#### TEMPERATURE



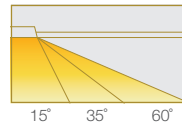
ProART



tuneWHITE™

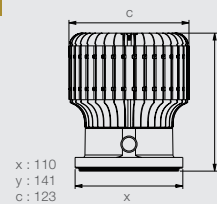
#### BEAM ANGLE

tuneWHITE™  
300 PRO




### DIMENSIONS (MM)

\*Displayed height measurements are for highest point of fitting.



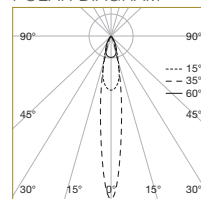
x : 110  
y : 141  
c : 123



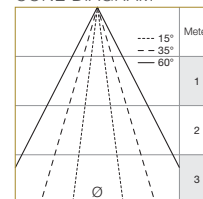
L171 x W43.5 x H32

### 300 PRO flexiK / tuneWHITE™

#### POLAR DIAGRAM



#### CONE DIAGRAM



Ø = DIAMETER

	Emax (lx)		
	15°	35°	60°
E (0°)	27015	8919	3479
Cone DØ (m)	0.27	0.59	1.02
E (0°)	6754	2230	870
Cone DØ (m)	0.55	1.18	2.05
E (0°)	3002	991	387
Cone DØ (m)	0.82	1.78	3.07

### SYSTEM SPECIFICATIONS

LED Lamp Power	LED System Power	Colour	CCT	Beam Angle	PROART CRI 95		Driver Options
					Intensity (cd)	Luminous Flux	
36W	43W	tuneWHITE™	1800K ~ 4000K	60°	3480	3000	DA
			OR	35°	8920		
			2700K ~ 6500K	15°	27020		

the table information is at nominal values accuracy of +/-7%  
nominal CRI ~95, equal to Ra >90-97, R9 > 50

### DETAILS SPECIFICATION

Family Type	300 PRO tuneWHITE™ Series
Mains Voltage	220-240, 50Hz
Colour options	Black
Installation Compatibility	Compatible with AR111 mounting brackets
Lifetime	50,000 hours (80% lumen maintenance at Ta = 35°C), B10
Dimming	DALI device type 8
Mains connection	Loop-in-loop-out terminals for convenient connection
Materials	Aluminium, plastic
Fire safety	Glow wire test 850°C, UL94V-0, VW-1
Flammability mark	F
IP Code (Module Only)	IP40
Safety class	Class 2
Standards	IEC 62031, IEC 61347-2-13
Regulatory markings	CE, CB, RCM
Weight	760g

LED MODULE				DRIVER	
LED Power	Beam Angle	Colour Temp	CRI	Dimming	
<b>ELR300P</b> 36W	...	...	...	...	
	<b>15</b> 15°	<b>TW18</b> tuneWHITE™ 1800K-4000K	<b>PA</b> ProART	<b>DA</b>	DALI
	<b>35</b> 35°	<b>TW27</b> tuneWHITE™ 2700K-6500K			
	<b>60</b> 60°				

example: ELR300P.15.TW27.PA.DA